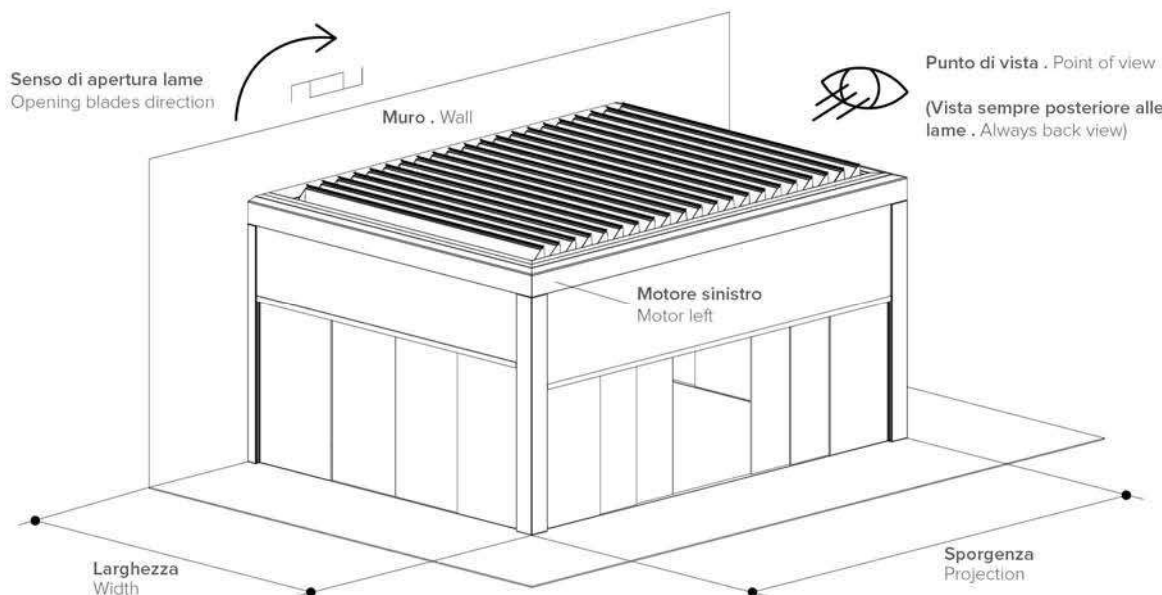


Gronda addossata a parete . Wall installation water-drain

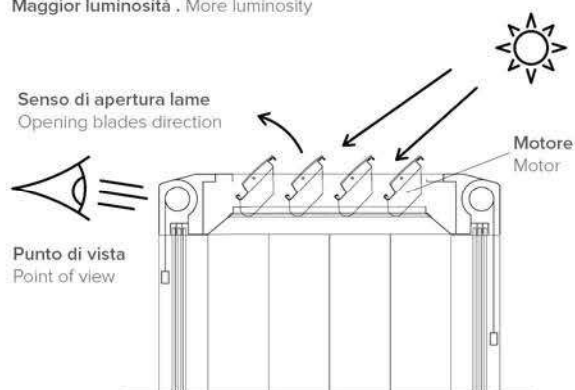
LAME PERPENDICOLARI AL MURO . BLADES PERPENDICULAR TO THE WALL
Schema di esempio . Example scheme

Quote espresse in mm - Dimensions in mm

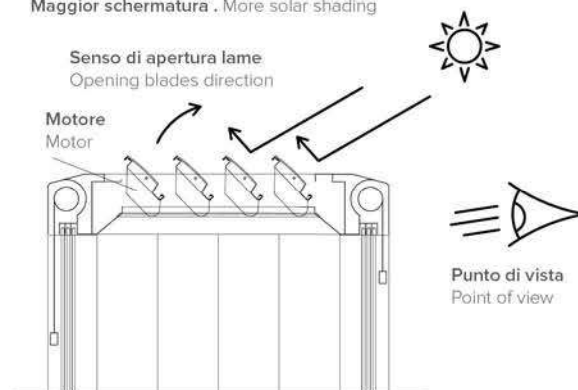


ORIENTAMENTO LAME . BLADES ORIENTATION

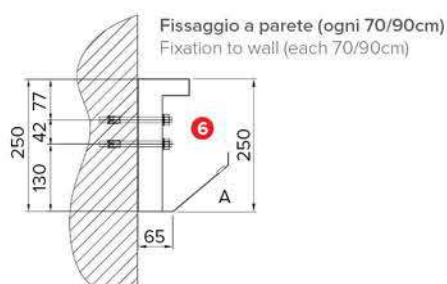
LUCE SOLARE DIRETTA . DIRECT SUNLIGHT
Maggior luminosità . More luminosity



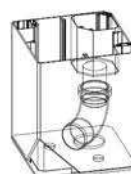
LUCE SOLARE INDIRETTA . INDIRECT SUNLIGHT
Maggior schermatura . More solar shading



Schema di fissaggio . Fixation scheme

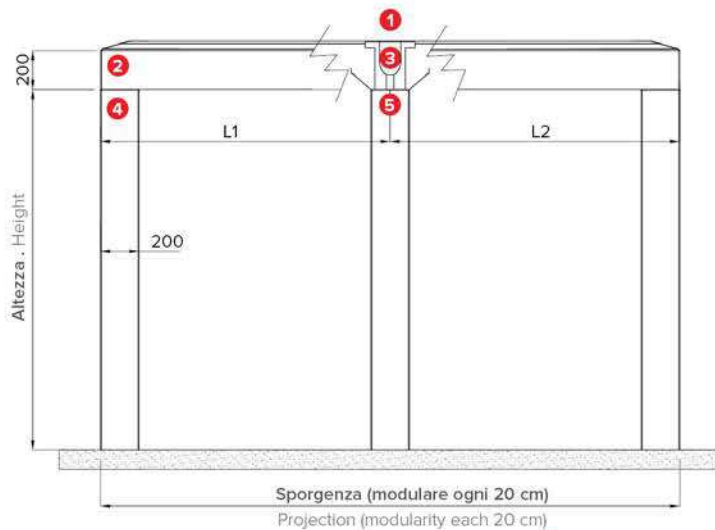


Dettaglio scarico piantana . Pole outflow detail

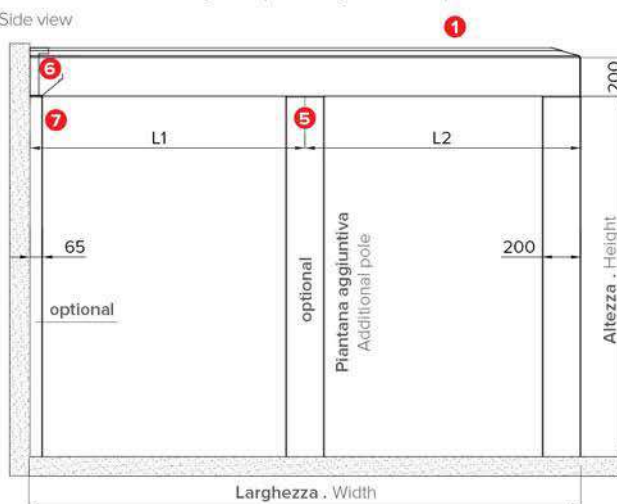


R641 PERGOSPACE

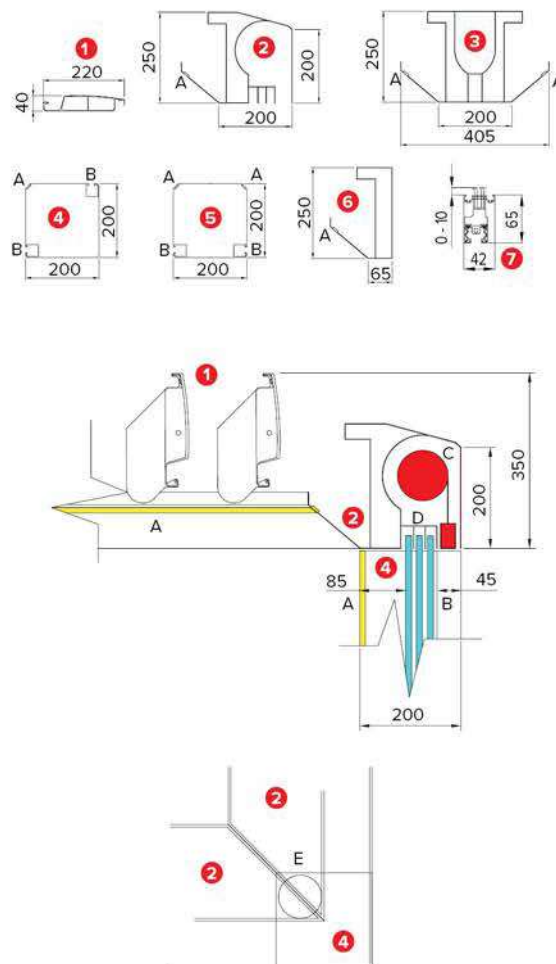
Vista frontale . Frontal view



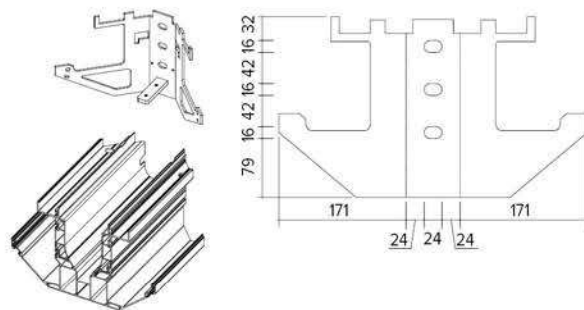
Vista laterale . Side view



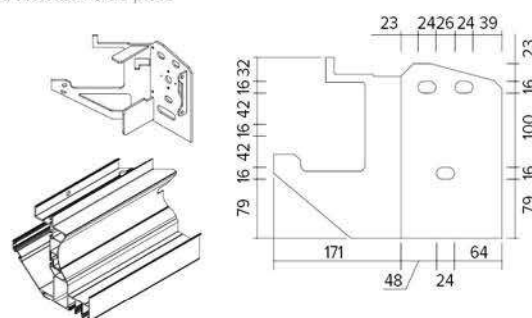
Quote espresse in mm - Dimensions in mm



Piastra centrale . Central plate



Piastra laterale . Side plate



Legenda tecnica . Technical legend

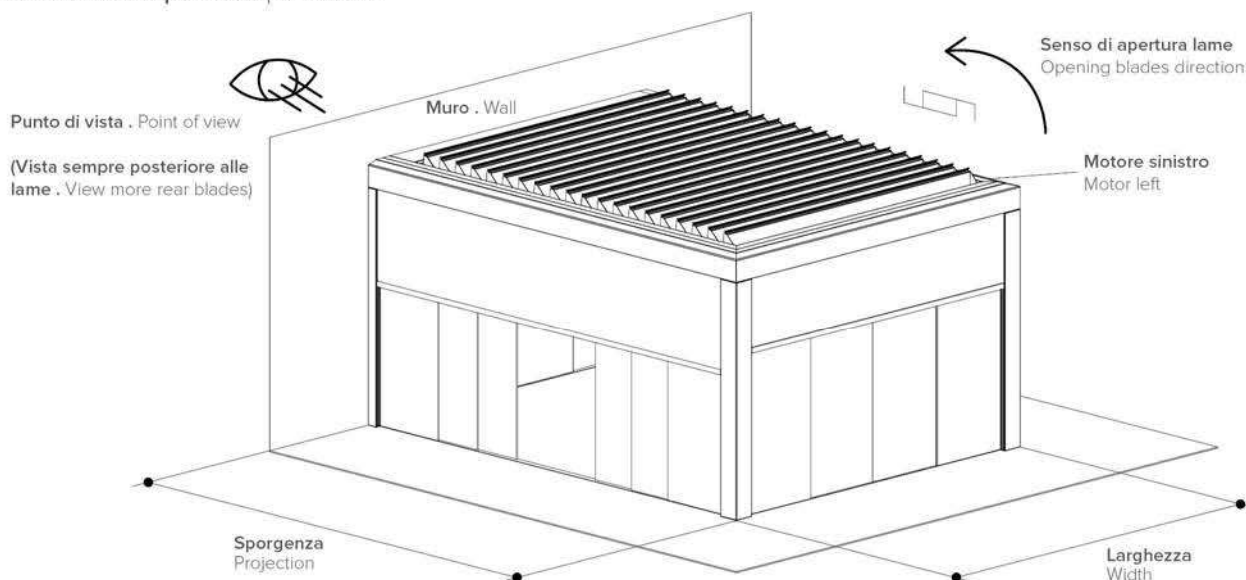
- 1 Lamella . Blade
- 2 Profilo gronda perimetrale . Perimetric water-drain profile
- 3 Profilo gronda centrale . Central water-drain profile
- 4 Piantana perimetrale 20x20 cm . Perimetric pole 20x20 cm
- 5 Piantana intermedia 20x20 cm . Intermediate pole 20x20 cm
- 6 Profilo gronda a parete . Wall water-drain profile
- 7 OPTIONAL Profilo guida ZIPSPACE . ZIPSPACE rail profile

- A Sede per Strip led . Seat for Strip led
- B Sede per Guide ZIP . Seat for ZIP rails
- C Sede per rullo ZIP . Seat for ZIP roll
- D Sede per vetri scorrevoli . Seat for all-glass system
- E Scarico acqua . Rain outflow

Gronda addossata a parete . Wall installation water-drain

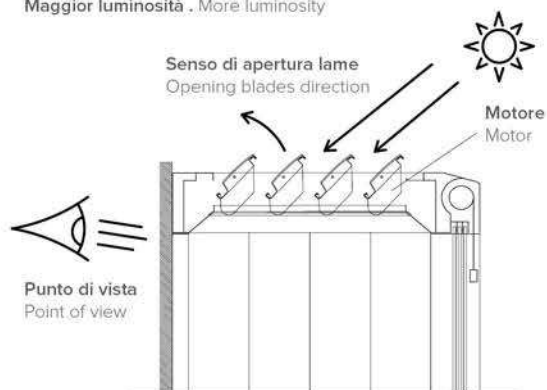
LAME PARALLELE AL MURO . BLADES PARALLEL TO THE WALL
Schema di esempio . Example scheme

Quote espresse in mm - Dimensions in mm

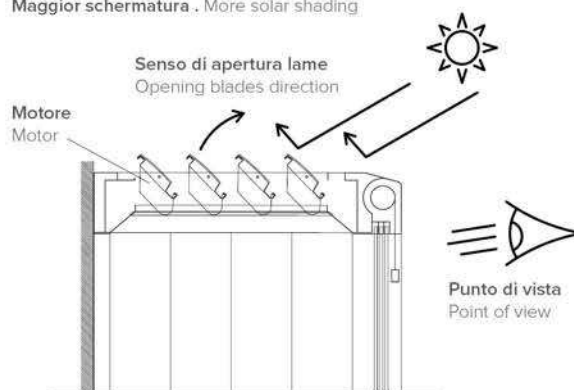


ORIENTAMENTO LAME . BLADES ORIENTATION

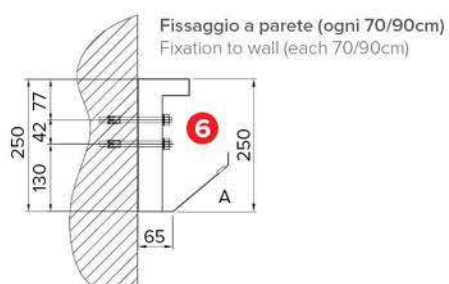
LUCE SOLARE DIRETTA . DIRECT SUNLIGHT
Maggior luminosità . More luminosity



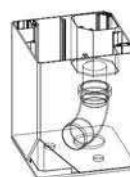
LUCE SOLARE INDIRETTA . INDIRECT SUNLIGHT
Maggior schermatura . More solar shading



Schema di fissaggio . Fixation scheme

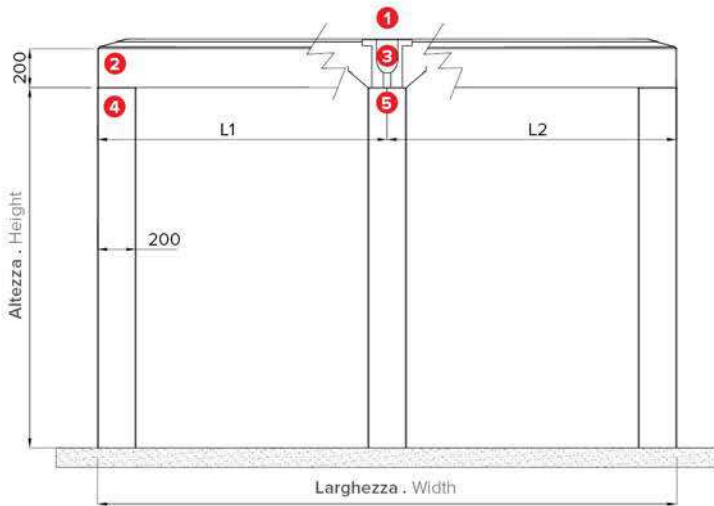


Dettaglio scarico piantana . Pole outflow detail

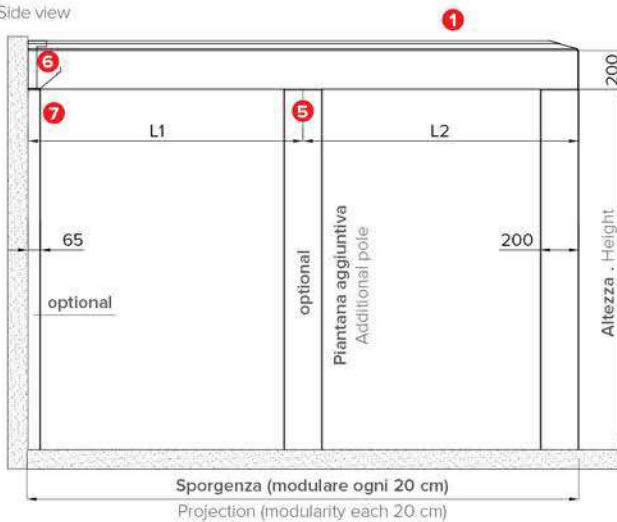


R642 PERGOSPACE

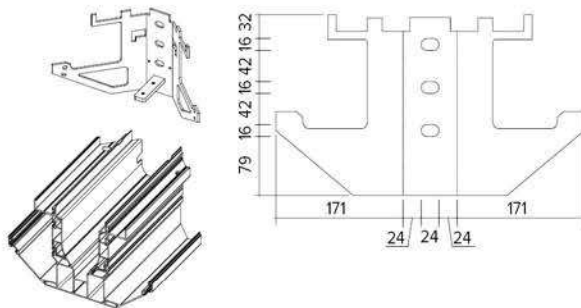
Vista frontale . Frontal view



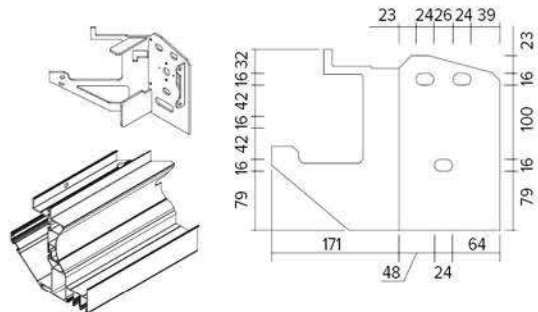
Vista laterale . Side view



Piastra centrale . Central plate



Piastra laterale . Side plate



Legenda tecnica . Technical legend

- 1 Lamella . Blade
- 2 Profilo gronda perimetrale . Perimetric water-drain profile
- 3 Profilo gronda centrale . Central water-drain profile
- 4 Piantana perimetrale 20x20 cm . Perimetric pole 20x20 cm
- 5 Piantana intermedia 20x20 cm . Intermediate pole 20x20 cm
- 6 Profilo gronda a parete . Wall water-drain profile
- 7 OPTIONAL Profilo guida ZIPSPACE . ZIPSPACE rail profile

Quote espressa in mm - Dimensions in mm

